

hadō

custom sports gear

CATALOGUE 2023
CYCLING

CYCLING SLEEVELESS SHIRT MEN



Ref: C20_CMSM

Model description:

Full zip or short zip of 18cm on front. Side panels. High collar of 4 cm. Arm openings with piping. Back pocket with 3 compartments with 2 cm shirred elastic. Waist with 2 cm shirred elastic.

Available fabrics:

PEP
POLYESTER
EYELET 120 GSM QUICK DRY
AND BREATHABLE

Sizing chart:



	T4	T6	T8	T10	T12	T14
A	37	39	41	43	45	47
B	49	50	52	53	55	56

	S	M	L	XL	2XL	3XL	4XL
A	49	50	53	55	57	60	62
B	58	60	62	62	65	65	68

CYCLING SHIRT NOIR MEN



Ref: C20_CMMC-NOIR

Model description:

Short raglan sleeves. High collar of 4 cm. Short zip of 18 cm or full zip on front. Side panels. Back pocket with 3 compartments with 2 cm shirred elastic. Bottom with 2 cm shirred elastic

Available fabrics:

PEP
POLYESTER
EYELET 120 GSM QUICK DRY
AND BREATHABLE

Sizing chart:



	T4	T6	T8	T10	T12	T14
A	36	38	40	42	44	45
B	49	50	51	53	54	55
C	27	28	29	30	31	32

	S	M	L	XL	2XL	3XL	4XL
A	46	49	50	53	54	60	62
B	57	58	60	60	61	64	67
C	33	34	35	36	37	38	39

CYCLING SHIRT JAUNE MEN



Ref: C20_CMMC-JAUNE

Model description:

Short raglan lycra sleeves. Semi-automatic inverted full zipper. High collar of 4 cm. Side panels. Pocket composed of 4 compartments, one of them with 10 cm zipper. Bottom with non-slip silicone band.

Available fabrics:

PEP
POLYESTER
EYELET 120 GSM QUICK DRY
AND BREATHABLE

LYCRA 200
POLYESTER SPANDEX
HYPERLOCK 80%
POLYESTER 10% SPANDEX

Sizing chart:



	T4	T6	T8	T10	T12	T14
A	36	38	40	42	44	45
B	49	50	51	53	54	55
C	27	28	29	30	31	32

	S	M	L	XL	2XL	3XL	4XL
A	46	49	50	53	54	60	62
B	57	58	60	60	61	64	67
C	33	34	35	36	37	38	39

CYCLING SHIRT ROSE MEN



Ref: C20_CMMC-ROSE

Model description:

Short raglan lycra sleeves. Semi-automatic inverted full zipper. Italian collar. Side panels. Pocket with reflective piping, composed of 4 compartments, one of them with 10 cm zipper. Bottom with piping on front and grip of 4 cm on the back

Available fabrics:

PEP
POLYESTER
EYELET 120 GSM QUICK DRY
AND BREATHABLE

LYCRA 200
POLYESTER SPANDEX
HYPERLOCK 80%
POLYESTER 10% SPANDEX

Sizing chart:



	T4	T6	T8	T10	T12	T14
A	36	38	40	42	44	45
B	49	50	51	53	54	55
C	27	28	29	30	31	32

	S	M	L	XL	2XL	3XL	4XL
A	46	49	50	53	54	60	62
B	57	58	60	60	61	64	67
C	33	34	35	36	37	38	39

CYCLING SHIRT LONG SLEEVES MEN



Ref: C20_CMML

Model description:

Long raglan sleeves. Semi-automatic inverted full zipper on front. High collar of 4 cm. Back pocket with 3 compartments with 2 cm Shirred elastic. Waist with 2 cm Shirred elastic.

Available fabrics:

N-1138
POLYESTER
WINTER CYCLING FABRIC
210 GSM BRUSHED

Sizing chart:



	T4	T6	T8	T10	T12	T14
A	37	39	41	43	45	47
B	49	50	52	53	55	56
C	77	78	79	80	81	82

	S	M	L	XL	2XL	3XL	4XL
A	49	50	53	55	57	60	62
B	58	60	62	62	65	65	67
C	83	84	85	86	87	88	89

CYCLING VEST NOIR CHIFFON



Ref: C20_GILET-NOIR

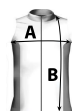
Model description:

Semi-automatic full zip on front. High collar of 4cm. Back pocket with 3 compartments with 2 cm elastic band. Reflective strip of 2 cm on the back. Arm openings and bottom with piping.

Available fabrics:

CHIFFON
POLYESTER
FABRIC: 95 GSM WINDPROOF
AND WATERPROOF

Sizing chart:



	T4	T6	T8	T10	T12	T14
A	37	39	41	43	45	47
B	49	50	52	53	55	56

	S	M	L	XL	2XL	3XL	4XL
A	49	50	53	55	57	60	62
B	58	60	62	62	65	65	68

CYCLING VEST NOIR SOFTSHELL 120 - 3 LAYERS



Ref: C20_GILET-NOIR

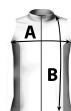
Model description:

Semi-automatic full zip on front. High collar of 4cm. Back pocket with 3 compartments with 2 cm elastic band. Reflective strip of 2 cm on the back. Arm openings and bottom with piping.

Available fabrics:

SOFTSHELL 120 - 3 LAYERS
POLYESTER
SOFTSHELL: 120 GSM
WINDPROOF, BREATHABLE AND WATERPROOF

Sizing chart:



	T4	T6	T8	T10	T12	T14
A	37	39	41	43	45	47
B	49	50	52	53	55	56

	S	M	L	XL	2XL	3XL	4XL
A	49	50	53	55	57	60	62
B	58	60	62	62	65	65	68

CYCLING VEST ROSE CHIFFON



Ref: C20_GILET-ROSE

Model description:

Semi-automatic full zip on front. High collar of 4cm. Arm openings and back openings with piping. Reflective strip of 2 cm on the back. Bottom with 2 cm Shirred elastic

Available fabrics:

CHIFFON
POLYESTER
FABRIC: 95 GSM WINDPROOF
AND WATERPROOF

Sizing chart:



	T4	T6	T8	T10	T12	T14
A	37	39	41	43	45	47
B	49	50	52	53	55	56

	S	M	L	XL	2XL	3XL	4XL
A	49	50	53	55	57	60	62
B	58	60	62	62	65	65	68

CYCLING VEST ROSE SOFTSHELL 120 - 3 LAYERS



Ref: C20_GILET-ROSE

Model description:

Semi-automatic full zip on front. High collar of 4 cm. Arm openings and back openings with piping. Reflective strip of 2 cm on the back. Bottom with 2 cm shirred elastic

Available fabrics:

SOFTSHELL 120 - 3 LAYERS POLYESTER
SOFTSHELL 3 LAYERS 120 GSM, WINDPROOF,
BREATHABLE AND WATERPROOF.

SOFTSHELL 300 - 3 LAYERS POLYESTER
SOFTSHELL 3 LAYERS 120 GSM, WINDPROOF,
BREATHABLE AND WATERPROOF.

Sizing chart:

		T4	T6	T8	T10	T12	T14
	A	37	39	41	43	45	47
	B	49	50	52	53	55	56
	S	M	L	XL	2XL	3XL	4XL
A	49	50	53	55	57	60	62
B	58	60	62	62	65	65	68

CYCLING WINDBREAKER CHIFFON



Ref: C20_CVMML-CHIFFON

Model description:

Long raglan sleeves. Semi-automatic full zip on front. High collar of 4 cm. Sleeves and bottom with hem of 2 cm with elastic

Available fabrics:

CHIFFON POLYESTER
FABRIC 65 GSM WINDPROOF
AND WATERPROOF

Sizing chart:

		T4	T6	T8	T10	T12	T14
	A	37	39	41	43	45	47
	B	49	50	52	53	55	56
C	77	78	79	80	81	82	
	S	M	L	XL	2XL	3XL	4XL
A	49	50	53	55	57	60	62
B	58	60	62	62	65	65	67
C	83	84	85	86	87	88	89

CYCLING LIGHT JACKET SOFTSHELL 120 - 3 LAYERS



Ref: C20_CHMML-LIGHT

Model description:

Long raglan sleeves with cuffs. Semi-automatic full zip on front. High collar of 4 cm. Pocket with reflective piping and 4 compartments, one of them with 10 cm zipp. Optional finger openings on cuffs. Bottom with internal silicone of 2 cm

Available fabrics:

SOFTSHELL 120 - 3 LAYERS POLYESTER
SOFTSHELL 3 LAYERS 120 GSM, WINDPROOF,
BREATHABLE AND WATERPROOF

Sizing chart:

		T4	T6	T8	T10	T12	T14
	A	37	39	41	43	45	47
	B	49	50	52	53	55	56
C	77	78	79	80	81	82	
	S	M	L	XL	2XL	3XL	4XL
A	49	50	53	55	57	60	62
B	58	60	62	62	65	65	67
C	83	84	85	86	87	88	89

CYCLING THERMAL JACKET SOFTSHELL 250 - 3 LAYERS



Ref: C20_CHMML-THERMAL

Model description:

Long raglan sleeves with cuffs. Semi-automatic full zip on front. High collar of 4 cm. Pocket with reflective piping and 4 compartments, one of them with 10 cm zipp. Optional finger openings on cuffs. Bottom with internal silicone of 2 cm

Available fabrics:

SOFTSHELL 250 - 3 LAYERS POLYESTER
SOFTSHELL 3 LAYERS 250 GSM, WINDPROOF,
BREATHABLE AND WATERPROOF

Sizing chart:

		T4	T6	T8	T10	T12	T14
	A	37	39	41	43	45	47
	B	49	50	52	53	55	56
C	77	78	79	80	81	82	
	S	M	L	XL	2XL	3XL	4XL
A	49	50	53	55	57	60	62
B	58	60	62	62	65	65	67
C	83	84	85	86	87	88	89

THERMAL JACKET SOFTSHELL 300 - 3 LAYERS



Ref: C20_CHMML-THERMAL

Model description:

Long raglan sleeves with cuffs. Semi-automatic full zip on front. High collar of 4 cm. Pocket with reflective piping and 4 compartments, one of them with 10 cm zipp. Optional finger openings on cuffs. Bottom with internal silicone of 2 cm

Available fabrics:

SOFTSHELL 120 - 3 LAYERS

POLYESTER
SOFTSHELL 3 LAYERS 120 GSM, WINDPROOF,
BREATHABLE AND WATERPROOF

Sizing chart:



	T4	T6	T8	T10	T12	T14
A	37	39	41	43	45	47
B	49	50	52	53	55	56
C	77	78	79	80	81	82

	S	M	L	XL	2XL	3XL	4XL
A	49	50	53	55	57	60	62
B	58	60	62	62	65	65	67
C	83	84	85	86	87	88	89

CYCLING SHORT NOIR MEN



Ref: C20_MCCM-NOIR

Model description:

Semi-sublimated. Mesh suspenders. Bottom with internal elastic band. High density 3D pad

Available fabrics:

FLOH
POLYESTER
STRETCH FABRIC 235 GSM
72% POLYESTER 28% SPANDEX

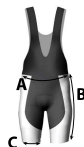
Dyed fabrics:

BLACK **NAVY BLUE** **ROYAL BLUE** **RED**

Optional pads:

120 **GEL** **PORON SILICONE**

Sizing chart:



	T4	T6	T8	T10	T12	T14
A	27	28	29	30	31	32
B	32	33	34	35	37	39
C	11	12	13	14	14	15

	S	M	L	XL	2XL	3XL	4XL
A	32	33	34	36	37	38	39
B	43	45	47	48	48	50	51
C	16	17	17	18	19	20	20

CYCLING SHORT JAUNE MEN



Ref: C20_MCCM-JAUNE

Model description:

Semi-sublimated. Mesh suspenders. Bottom with grip of 7 cm. High density 3D pad

Available fabrics:

FLOH
POLYESTER
STRETCH FABRIC 235 GSM
72% POLYESTER 28% SPANDEX

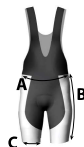
Dyed fabrics:

BLACK **NAVY BLUE** **ROYAL BLUE** **RED**

Optional pads:

120 **GEL** **PORON SILICONE**

Sizing chart:



	T4	T6	T8	T10	T12	T14
A	27	28	29	30	31	32
B	32	33	35	37	39	41
C	11	12	13	14	14	15

	S	M	L	XL	2XL	3XL	4XL
A	32	33	34	36	37	38	39
B	43	45	47	48	48	50	51
C	16	17	17	18	19	20	20

CYCLING SHORT ROSE MEN



Ref: C20_MCCM-ROSE

Model description:

Semi-sublimated. Bibs with elastic bands with mesh in the back. Floatlock seams. Bottom with grip of 7 cm. High density 3D pad

Available fabrics:

FLOH
POLYESTER
STRETCH FABRIC 235 GSM
72% POLYESTER 28% SPANDEX

Dyed fabrics:

BLACK **NAVY BLUE** **ROYAL BLUE** **RED**

Optional pads:

120 **GEL** **PORON SILICONE**

Sizing chart:



	T4	T6	T8	T10	T12	T14
A	27	28	29	30	31	32
B	32	33	35	37	39	41
C	11	12	13	14	14	15

	S	M	L	XL	2XL	3XL	4XL
A	32	33	34	36	37	38	39
B	43	45	47	48	48	50	51
C	16	17	17	18	19	20	20

CYCLING TIGHT 3/4 NOIR MEN



Ref: C20_CORSAIRE-NOIR

Model description:
Double boot 3/4 length bib with lumbar piece. Semi-sublimated. Mesh suspenders. Bottom with hem with interior elastic band. High density 3D pad

Available fabrics:





Dyed fabrics:



Optional pads:



Sizing chart:

		T4	T6	T8	T10	T12	T14	
	A	27	28	29	30	31	32	
	B	56	57	59	63	63	65	
	C	10	11	12	13	13	14	
	B	S	M	L	XL	2XL	3XL	4XL
	A	32	33	34	36	37	38	39
	B	67	69	71	72	72	74	75
	C	15	16	16	17	18	19	20

CYCLING TIGHT 3/4 ROSE MEN



Ref: C20_CORSAIRE-ROSE

Model description:
Double boot 3/4 length bib with lumbar piece. Semi-sublimated. Bibs with elastic bands with mesh in the back. Bottom with hem with interior elastic band. High density 3D pad

Available fabrics:




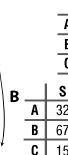
Dyed fabrics:



Optional pads:



Sizing chart:

		T4	T6	T8	T10	T12	T14	
	A	27	28	29	30	31	32	
	B	56	57	59	63	63	65	
	C	10	11	12	13	13	14	
	B	S	M	L	XL	2XL	3XL	4XL
	A	32	33	34	36	37	38	39
	B	67	69	71	72	72	74	75
	C	15	16	16	17	18	19	20

CYCLING LEGGINGS NOIR MEN



Ref: C20_COLLANT-NOIR

Model description:
Double boot long bib with lumbar piece. Semi-sublimated. Mesh suspenders. Bottom with hem with interior elastic band. High density 3D pad

Available fabrics:




Dyed fabrics:



Optional pads:



Sizing chart:

		T4	T6	T8	T10	T12	T14
	A	27	28	29	30	31	32
	B	82	83	85	87	89	91
	S	M	L	XL	2XL	3XL	4XL
A	32	33	34	36	37	38	39
B	93	95	97	98	98	100	101

CYCLING LEGGINGS ROSE MEN



Ref: C20_COLLANT-ROSE

Model description:
Double boot long bib with lumbar piece. Semi-sublimated. Bibs with elastic bands with mesh in the back. Bottom with hem with interior elastic band. High density 3D pad

Available fabrics:




Dyed fabrics:



Optional pads:



Sizing chart:

		T4	T6	T8	T10	T12	T14
	A	27	28	29	30	31	32
	B	82	83	85	87	89	91
	S	M	L	XL	2XL	3XL	4XL
A	32	33	34	36	37	38	39
B	93	95	97	98	98	100	101

CYCLING SUIT SHORT SLEEVES MEN



Ref: C20_SKIN-MMC

Model description:

Short raglan sleeves. Semi-automatic full zip on front. Flatlock seams. Side panels. High collar of 4 cm. End of sleeves with hem of 2 cm. Bottom with internal silicone band. Optional grip of 7 cm on sleeves and bottom. High density 3D pad

Available fabrics:

FLOH
POLYESTER
STRETCH FABRIC 235 GSM
72% POLYESTER 28% SPANDEX

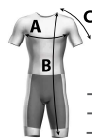
Optional pads:

120
 GEL
 PORON SILICONE

Dyed fabrics:

BLACK **NAVY BLUE** **ROYAL BLUE** **RED**

Sizing chart:



	T4	T6	T8	T10	T12	T14
A	27	28	30	31	33	34
B	75	77	79	81	83	85
C	27	28	29	30	31	32

	S	M	L	XL	2XL	3XL	4XL
A	36	37	38	39	41	43	45
B	86	88	90	91	93	95	96
C	33	33	33	33	33	34	35

CYCLING SUIT LONG SLEEVES MEN



Ref: Ref: C20_SKIN-MML

Model description:

Long raglan sleeves. Semi-automatic full zip on front. Flatlock seams. Side panels. High collar of 4 cm. End of sleeves with hem of 2 cm. Bottom with internal silicone band. Optional grip of 7 cm on bottom. High density 3D pad

Available fabrics:

FLOH
POLYESTER
STRETCH FABRIC 235 GSM
72% POLYESTER 28% SPANDEX

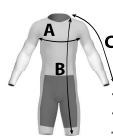
Optional pads:

120
 GEL
 PORON SILICONE

Dyed fabrics:

BLACK **NAVY BLUE** **ROYAL BLUE** **RED**

Sizing chart:



	T4	T6	T8	T10	T12	T14
A	27	28	30	31	33	34
B	75	77	79	81	83	85
C	55	57	59	61	63	65

	S	M	L	XL	2XL	3XL	4XL
A	36	37	38	39	41	43	45
B	86	88	90	91	93	95	96
C	67	69	71	73	75	77	79

TRIATHLON SLEEVELESS MEN



Ref: C20_TRISUIT-MSM

Model description:

Flatlock seams. Back zip of 30 cm. Collar and arm openings with piping. Back pocket with 2 compartments with 1 cm elastic band. Bottom with grip of 7 cm. Triathlon pad

Available fabrics:

FLOH
POLYESTER
STRETCH FABRIC 235 GSM
72% POLYESTER 28% SPANDEX

Sizing chart:



	T4	T6	T8	T10	T12	T14
A	27	28	30	31	33	34
B	75	77	79	81	83	85

	S	M	L	XL	2XL	3XL	4XL
A	36	37	38	39	41	43	45
B	86	88	90	91	93	95	96

TRIATHLON SHORT SLEEVES MEN



Ref: C20_TRISUIT-MMC

Model description:

Short raglan sleeves. Flatlock seams. Front zip of 25 cm. Back pocket with 2 compartments with 1 cm elastic band. Bottom with grip of 7 cm. Triathlon pad

Available fabrics:

FLOH
POLYESTER
STRETCH FABRIC 235 GSM
72% POLYESTER 28% SPANDEX

Dyed fabrics:

BLACK **NAVY BLUE** **ROYAL BLUE** **RED**

Sizing chart:



	T4	T6	T8	T10	T12	T14
A	27	28	30	31	33	34
B	75	77	79	81	83	85
C	27	28	29	30	31	32

	S	M	L	XL	2XL	3XL	4XL
A	36	37	38	39	41	43	45
B	86	88	90	91	93	95	96
C	33	33	33	33	33	34	35

DOWNHIL SHIRT MEN



Ref: C20_BMX-MC002

Model description:
Short raglan sleeves. Collar with RIB. Sleeves and bottom with hem of 2 cm

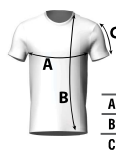
Available fabrics:



Collar:



Sizing chart:



	T4	T6	T8	T10	T12	T14
A	31	34	37	40	43	46
B	46	49	52	55	59	63
C	12	13	14	15	17	19

	S	M	L	XL	2XL	3XL	4XL
A	50	52	55	58	61	63	65
B	70	72	75	77	79	81	83
C	22	23	23	24	24	25	25

CYCLING SHIRT SLEEVELESS LADIES



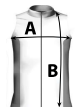
Ref: C20_CFSM

Model description:
Full zip or short zip of 18cm on front. Side panels. High collar of 4 cm. Arm openings with piping. Back pocket with 3 compartments with 2 cm shirred elastic. Waist with 2 cm shirred elastic.

Available fabrics:



Sizing chart:



	T4	T6	T8	T10	T12	T14
A	37	39	41	43	45	47
B	49	50	52	53	55	56

	S	M	L	XL	2XL	3XL	4XL
A	49	50	53	55	57	60	62
B	58	60	62	62	65	65	68

CYCLING SHIRT NOIR LADIES



Ref: C20_CFMC-NOIR

Model description:
Short raglan sleeves. High collar of 4 cm. Short zip of 18 cm or full zip on front. Side panels. Back pocket with 3 compartments with 2 cm shirred elastic. Bottom with 2 cm shirred elastic.

Available fabrics:



Sizing chart:



	T4	T6	T8	T10	T12	T14
A	36	38	40	42	44	45
B	49	50	51	53	54	55
C	27	28	29	30	31	32

	S	M	L	XL	2XL	3XL	4XL
A	46	49	50	53	54	60	62
B	57	58	60	60	61	64	67
C	33	34	35	36	37	38	39

CYCLING SHIRT JAUNE LADIES



Ref: C20_CFMC-JAUNE

Model description:
Short raglan lycra sleeves. Semi-automatic inverted full zipper. High collar of 4 cm. Side panels. Pocket composed of 4 compartments, one of them with 10 cm zipper. Bottom with non-slip silicone band.

Available fabrics:



Sizing chart:



	T4	T6	T8	T10	T12	T14
A	36	38	40	42	44	45
B	49	50	51	53	54	55
C	27	28	29	30	31	32

	S	M	L	XL	2XL	3XL	4XL
A	46	49	50	53	54	60	62
B	57	58	60	60	61	64	67
C	33	34	35	36	37	38	39

CYCLING SHIRT ROSE LADIES



Ref: C20_CFMG-ROSE

Model description:

Short raglan lycra sleeves. Semi-automatic inverted full zipper. Italian collar. Side panels. Pocket with reflective piping, composed of 4 compartments, one of them with 10 cm zipper. Bottom with piping on front and grip of 4 cm on the back

Available fabrics:



Sizing chart:



	T4	T6	T8	T10	T12	T14
A	36	38	40	42	44	45
B	49	50	51	53	54	55
C	27	28	29	30	31	32

	S	M	L	XL	2XL	3XL	4XL
A	46	49	50	53	54	60	62
B	57	58	60	60	61	64	67
C	33	34	35	36	37	38	39

CYCLING SHIRT LONG SLEEVES



Ref: C20_CFML

Model description:

Long raglan sleeves. Semi-automatic inverted full zipper on front. High collar of 4 cm. Back pocket with 3 compartments with 2 cm shirred elastic. Waist with 2 cm shirred elastic.

Available fabrics:



Sizing chart:



	T4	T6	T8	T10	T12	T14
A	37	39	41	43	45	47
B	49	50	52	53	55	56
C	77	78	79	80	81	82

	S	M	L	XL	2XL	3XL	4XL
A	49	50	53	55	57	60	62
B	58	60	62	62	65	65	67
C	83	84	85	86	87	88	89

CYCLING SHORT NOIR LADIES



Ref: C20_MCCF-NOIR

Model description:

Semi-sublimated. Mesh suspenders. Bottom with internal elastic band. High density 3D pad

Available fabrics:



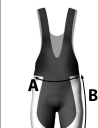
Dyed fabrics:



Optional pads:



Sizing chart:



	T4	T6	T8	T10	T12	T14
A	27	28	29	30	31	32
B	32	33	35	37	39	41
C	11	12	13	14	14	15

	S	M	L	XL	2XL	3XL	4XL
A	32	33	34	36	37	38	39
B	43	45	47	48	48	50	51
C	16	17	17	18	19	20	20

CYCLING SHORT JAUNE LADIES



Ref: C20_MCCF-JAUNE

Model description:

Semi-sublimated. Mesh suspenders. Bottom with grip of 7 cm. High density 3D pad

Available fabrics:



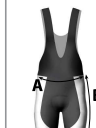
Dyed fabrics:



Optional pads:



Sizing chart:



	T4	T6	T8	T10	T12	T14
A	27	28	29	30	31	32
B	32	33	35	37	39	41
C	11	12	13	14	14	15

	S	M	L	XL	2XL	3XL	4XL
A	32	33	34	36	37	38	39
B	43	45	47	48	48	50	51
C	16	17	17	18	19	20	20

CYCLING SHORT ROSE LADIES WITHOUT BIBS



Ref: C20_MCCF-ROSE

Model description:
Semi-sublimated. No bibs. Floatlock seams. Bottom with grip of 7 cm. High density 3D pad

Available fabrics:

FLOH
POLYESTER
STRETCH FABRIC 235 GSM
72% POLYESTER 28% SPANDEX


Dyed fabrics:

BLACK **NAVY BLUE** **ROYAL BLUE** **RED**

Optional pads:

I20 **GEL** **PORON SILICONE**

Sizing chart:

		T4	T6	T8	T10	T12	T14	
	A	27	28	29	30	31	32	
	B	32	33	35	37	39	41	
	C	11	12	13	14	14	15	
		S	M	L	XL	2XL	3XL	4XL
A		32	33	34	36	37	38	39
B		43	45	47	48	48	50	51
C		16	17	17	18	19	20	20

CYCLING SHORT ROSE LADIES



Ref: C20_MCCF-ROSE

Model description:
Semi-sublimated. Bibs with elastic bands with mesh in the back. Floatlock seams. Bottom with grip of 7 cm. High density 3D pad

Available fabrics:

FLOH
POLYESTER
STRETCH FABRIC 235 GSM
72% POLYESTER 28% SPANDEX

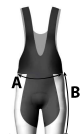
Dyed fabrics:

BLACK **NAVY BLUE** **ROYAL BLUE** **RED**

Optional pads:

I20 **GEL** **PORON SILICONE**

Sizing chart:

		T4	T6	T8	T10	T12	T14	
	A	27	28	29	30	31	32	
	B	32	33	35	37	39	41	
	C	11	12	13	14	14	15	
		S	M	L	XL	2XL	3XL	4XL
A		32	33	34	36	37	38	39
B		43	45	47	48	48	50	51
C		16	17	17	18	19	20	20

CYCLING TIGHT 3/4 NOIR LADIES



Ref: C20_CORSAIRE-NOIR

Model description:
Double boot 3/4 length bib with lumbar piece. Semi-sublimated. Mesh suspenders. Bottom with hem with interior elastic band. High density 3D pad

Available fabrics:

FLOH
POLYESTER
STRETCH FABRIC 235 GSM
72% POLYESTER 28% SPANDEX

THERMODRESS
POLYESTER
STRETCH FABRIC 250 GSM BRUSHED
65% POLYESTER 15% SPANDEX


Dyed fabrics:

BLACK **NAVY BLUE** **ROYAL BLUE** **RED**

Optional pads:

I20 **GEL** **PORON SILICONE**

Sizing chart:

		T4	T6	T8	T10	T12	T14	
	A	27	28	29	30	31	32	
	B	56	57	59	63	63	65	
	C	10	11	12	13	13	14	
		S	M	L	XL	2XL	3XL	4XL
A		32	33	34	36	37	38	39
B		67	69	71	72	72	74	75
C		15	16	16	17	18	19	20

CYCLING TIGHT 3/4 ROSE LADIES



Ref: C20_CORSAIRE-ROSE

Model description:
Double boot 3/4 length bib with lumbar piece. Semi-sublimated. Bibs with elastic bands with mesh in the back. Bottom with hem with interior elastic band. High density 3D pad

Available fabrics:

FLOH
POLYESTER
STRETCH FABRIC 235 GSM
72% POLYESTER 28% SPANDEX

THERMODRESS
POLYESTER
STRETCH FABRIC 250 GSM BRUSHED
65% POLYESTER 15% SPANDEX


Dyed fabrics:

BLACK **NAVY BLUE** **ROYAL BLUE** **RED**

Optional pads:

I20 **GEL** **PORON SILICONE**

Sizing chart:

		T4	T6	T8	T10	T12	T14	
	A	27	28	29	30	31	32	
	B	56	57	59	63	63	65	
	C	10	11	12	13	13	14	
		S	M	L	XL	2XL	3XL	4XL
A		32	33	34	36	37	38	39
B		67	69	71	72	72	74	75
C		15	16	16	17	18	19	20

CYCLING LEGGINGS NOIR LADIES



Ref: C20_COLLANT-NOIR

Model description:

Double boot long bib with lumbar piece. Semi-sublimated. Mesh suspenders. Bottom with hem with interior elastic band. High density 3D pad

Available fabrics:



Dyed fabrics:



Optional pads:



Sizing chart:

A	B		T4	T6	T8	T10	T12	T14	
		A	27	28	29	30	31	32	
		B	82	83	85	87	89	91	
A	B	S	M	L	XL	2XL	3XL	4XL	
		A	32	33	34	36	37	38	39
		B	93	95	97	98	98	100	101

CYCLING LEGGINGS ROSE LADIES



Ref: C20_COLLANT-ROSE

Model description:

Double boot long bib with lumbar piece. Semi-sublimated. Bibs with elastic bands with mesh in the back. Bottom with hem with interior elastic band. High density 3D pad


Available fabrics:



Dyed fabrics:



Optional pads:



Sizing chart:

A	B		T4	T6	T8	T10	T12	T14	
		A	27	28	29	30	31	32	
		B	82	83	85	87	89	91	
A	B	S	M	L	XL	2XL	3XL	4XL	
		A	32	33	34	36	37	38	39
		B	93	95	97	98	98	100	101

CYCLING SUIT SHORT SLEEVES LADIES



Ref: C20_SKIN-FMC

Model description:

Short raglan sleeves. Semi-automatic full zip on front. Flatlock seams. Side panels. High collar of 4 cm. End of sleeves with hem of 2 cm. Bottom with internal silicone band. Optional grip of 7 cm on sleeves and bottom. High density 3D pad

Available fabrics:



Optional pads:



Dyed fabrics:



Sizing chart:

A	B	C		T4	T6	T8	T10	T12	T14	
			A	27	28	30	31	33	34	
			B	75	77	79	81	83	85	
			C	27	28	29	30	31	32	
A	B	C	S	M	L	XL	2XL	3XL	4XL	
			A	36	37	38	39	41	43	45
			B	86	88	90	91	93	95	96
			C	33	33	33	33	33	34	35

CYCLING SUIT LONG SLEEVES LADIES



Ref: Ref: C20_SKIN-FML

Model description:

Long raglan sleeves. Semi-automatic full zip on front. Flatlock seams. Side panels. High collar of 4 cm. End of sleeves with hem of 2 cm. Bottom with internal silicone band. Optional grip of 7 cm on bottom. High density 3D pad

Available fabrics:



Optional pads:



Dyed fabrics:



Sizing chart:

A	B	C		T4	T6	T8	T10	T12	T14	
			A	27	28	30	31	33	34	
			B	75	77	79	81	83	85	
			C	55	57	59	61	63	65	
A	B	C	S	M	L	XL	2XL	3XL	4XL	
			A	36	37	38	39	41	43	45
			B	86	88	90	91	93	95	96
			C	67	69	71	73	75	77	79

TRIATHLON SLEEVELESS LADIES



Ref: C20_TRISUIT-FSM

Model description:

Flatlock seams. Collar, arm openings and back opening with piping. Back pocket with 2 compartments with 1 cm elastic band. Bottom with grip of 7 cm. Triathlon pad

Available fabrics:

FLOH
POLYESTER
STRETCH FABRIC 235 GSM
72% POLYESTER 28% SPANDEX

Sizing chart:



	T4	T6	T8	T10	T12	T14
A	27	28	30	31	33	34
B	75	77	79	81	83	85

	S	M	L	XL	2XL	3XL	4XL
A	36	37	38	39	41	43	45
B	86	88	90	91	93	95	96

TRIATHLON SHORT SLEEVES LADIES



Ref: C20_TRISUIT-FMC

Model description:

Short raglan sleeves. Flatlock seams. Front zip of 25 cm. Back pocket with 2 compartments with 1 cm elastic band. Bottom with grip of 7cm. Triathlon pad

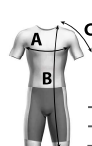
Available fabrics:

FLOH
POLYESTER
STRETCH FABRIC 235 GSM
72% POLYESTER 28% SPANDEX

Dyed fabrics:

BLACK **NAVY BLUE** **ROYAL BLUE** **RED**

Sizing chart:



	T4	T6	T8	T10	T12	T14
A	27	28	30	31	33	34
B	75	77	79	81	83	85
C	27	28	29	30	31	32

	S	M	L	XL	2XL	3XL	4XL
A	36	37	38	39	41	43	45
B	86	88	90	91	93	95	96
C	33	33	33	33	33	34	35

DOWNHILL SHIRT LADIES



Ref: C20_BMX-MC002

Model description:

Short raglan sleeves. Collar with RIB. Sleeves and bottom with hem of 2 cm

Available fabrics:

TPINTER 130
POLYESTER SENIORS
INTERLOCK 130 GSM QUICK
DRY AND BREATHABLE

TPINTER 160
POLYESTER SENIORS
INTERLOCK 160 GSM QUICK
DRY AND BREATHABLE

Collar:



C1
Round collar



C2
V collar

Sizing chart:



	T4	T6	T8	T10	T12	T14
A	31	34	37	40	43	46
B	46	49	52	55	59	63
C	12	13	14	15	17	19

	S	M	L	XL	2XL	3XL	4XL
A	50	52	55	58	61	63	65
B	70	72	75	77	79	81	83
C	22	23	23	24	24	25	25